Cable laying rollers

Cable laying devices

202







Vetter GmbH
Kabelverlegetechnik

Cable rollers for straight cable lines

Cable frame rollers for cable-D 10-300 mm

Cable corner and diversion roller bows

Cable guide rollers and canal braces

Cable shaft equipment and cover lifters

Cable and rope lead-in rollers and tubes

Hand-cable cutters

Hydraulic + Accu-cable cutters

Cable safety cutting systems

Cable length measuring devices for cable-D 3-120 mm

Rolling odometers and rail measuring device

Cable jointer's tents and umbrellas

Cable warning and locating tapes



Cable run out roller

Cable run-out roller for wide cable guidance in front of the cable drum. 2 steel rollers D 60 mm with ball bearings, steel construction galvanized.

Code	Type	Roller-D	Mat.	SWL	L/W/H mm	kg
202090	KR 500	60x500	Steel	200 kg	760x500x460	16,40

Cable run out roller fold up type

Cable run-out roller 2 steel rollers D 60 mm with ball bearings. Capacity 200 kg. Wide cable guidance in front of the drum. Jack-knife type for transportation. Steel construction galvanized.

Code	Type	Roller-D	Open width	Folded L/W/H	kg
202092	KR 750	60x750	1400	850x500x400	18,40

Slim cable rollers

Slim cable laying roller, narrow tube construction. Alu-roller with friction bearings. Steel construction galvanized.

Code	Type	Roller-D	Mat.	Cable-D	SWL	L/W/H mm	kg
202300	CA 1	90/50/100	Alu	to 70	150 kg	250x155x190	2,90

Slim cable rollers

Slim cable laying roller, with base plate, narrow construction. Alu-roller with friction bearings. Steel construction galvanized.

Code	Type	Roller-D	Mat.	Cable-D	SWL	L/W/H mm	kg
202310	CAB 1	90/50/100	Alu	to 70	150 kg	250x155x190	3,30

Cable rollers

Cable laying roller, steel or alu roller, see table below. Steel construction galvanized.

Code	Type	Roller-D	Mat.	Cable-D	SWL	L/W/H mm	kg
202400	KRS 1	120/76/145	Steel	to 100	150 kg	250x230x240	4,20
202410	KRA 1	125/60/146	Alu	to 100	150 kg	250x230x240	4,20

Cable rollers

Cable laying roller with base plate, steel or alu roller, see table below. Steel construction galvanized.

Code	Type	Roller-D	Mat.	Cable-D	SWL	L/W/H mm	kg
202421	KBS 1	120/76/145	Steel	to 100	150 kg	250x230x210	5,20
202420	KBA 1	125/60/146	Alu	to 100	150 kg	250x230x210	5,20

Cable rollers

Cable laying roller, steel roller with ball bearings. Steel construction galvanized.

Code	Type	Roller-D	Mat.	Cable-D	SWL	L/W/H mm	kg
202414	KRQ 1	120/76/185	Steel	to 120	150 kg	290x260x260	5,40

Cable rollers

Cable laying roller for very heavy high voltage cables, cylindrical steel-roller with ball bearings, steel construction galvanized.

Code	Type	Roller-D	Int. width	Cable-D	SWL	L/W/H mm	kg
202470	KRS 1-170	80/216	175	to 170	400 kg	310x255x270	5,80
202472	KRS 1-220	80/275	230	to 220	400 kg	310x315x270	6,40

Fixing nails

Fixing nails steel galvanized for fixing of all cable and pipe rollers to the ground.

Code	Type	Steel-D	Length	kg
205690	BN 30	16	30 cm	0,50
205710	BN 50	16	50 cm	1,05

Cable rollers

Cable laying roller for very heavy high voltage cables, cylindrical steel-roller with ball bearings, steel construction galvanized.

Code	Type	Roller-D	Mat.	Cable-D	SWL	L/W/H mm	kg
202485	KRS 1-600	80/600	Steel	to 200	400 kg	629x295x261	10,10

Cable rollers

Cable laying roller only for slight curvatures, perfect cable guidance in any situation. 1 base and 2 lateral rollers of special aluminium with friction bearings. Steel construction galvanized. Also especially suitable for pulling plastic conduits.

Code	Type	Roller-D / Mat.	Opening	SWL	L/W/H mm	kg
202501	KR 3-120	50 / Alu	120	150 kg	300x250x250	5,70



Connector

Cable roller connector for two ore more cable laying rollers KR 3

Code	Type	Suitable for	kg
202540	VG 3	Cable roller KR 3	0,80

Cable rollers

Cable laying roller, steel-roller with ball bearings, very compact and low steel tube frame galvanized.

Code	Type	Roller-D	Mat.	Cable-D	SWL	L/W/H mm	kg
202425	KRO 1	120/76/174	Steel	to 120	150 kg	370x221x155	5,14

Cable rollers

Cable laying roller, complete plastic construction. Roller with ball bearings, very light weight, see carrying frame as accessory.

Code	Type	Roller-D	Mat.	Cable-D	SWL	L/W/H mm	kg
202417	KRK 1	142/60/172	PE	to 100	80 kg	280x220x195	1,70

Carrying frame

Carrying frame galvanized for 6 plastic cable rollers KRK 1.

Code	Type	Cap.	Mat.	L/W/H mm	kg
202418	TRG 1	6 KRK 1	Steel	700x260x160	2,10



Cable guide rollers

Cable guide roller, 3 steel-rollers, adjustable, light version, 2 lateral and 1 adjustable horizontal roller, steel construction, galvanized. Frame with C-profile for individual fixing.

Code	Type	Roller-D	Mat.	Passage	SWL	L/W/H mm	kg
202110	BR 3	42x320	Steel	D 110 mm	200 kg	400x55x250	5,60



Brace retainer

Brace retainer for triangle cable guide roller Code 202.110, BR 3, steel galvanized.

Code	Type	Suitable for	Suitable for	kg
205500	KSP 33	Frame roller BR 3	Braces D 60	2,70



Cable guide rollers

Cable guide roller for save guidance of the cables. 4 alu-rollers with friction bearings. Opening in all positions.

Code	Type	Opening	SWL	L/W/H mm	kg
202130	ER 4-100A	100x100	150 kg	260x60x260	9,00

Mounting base

Mounting base to cable guide roller Code 202.130, ER 4-100A, steel construction galvanized.

Code	Type	Suitable for	kg
202160	BF 4-100	Frame roller ER 4-100A	7,60



Brace retainer

Brace retainer for cable guide roller Code 202.130 ER 4-100A with alu-rollers. Steel construction galvanized.

Code	Type	Suitable for	Suitable for	kg
205400	KSP 14	Frame roller ER 4-100A	Braces D 60	3,40

Cable guide rollers

Cable guide rollers, 4 high wattage-rollers of thick wall steel, diam. 55 mm, with ball bearings. Opening in all positions. Steel construction galvanized. accessory for fixing on canal braces, on mounting base or on profiles are available.

Code	Type	Opening	SWL	L/W/H mm	kg
202131	ER 4-100S	100x100	500 kg	325x325x153	12,00
202132	ER 4-125	125x125	500 kg	350x350x153	14,00
202137	ER 4-150	150x150	500 kg	375x375x153	14,50
202145	ER 4-200	200x200	500 kg	425x425x153	17,20
202147	ER 4-250	250x250	500 kg	475x475x153	22,00
202152	ER 4-300	300x300	500 kg	525x525x153	22,70

Supports for cable guide rollers

Parts for supporting and fixing a.m. cable guide rollers ER 4-100-300 these standards can be screwed on all sizes. Special supports adapted to any kind of profiles are available at short notice.

Code	Type	Designation	Suitable for	For	kg
205401	KSP 10	Brace retainer	ER 4-100S	Braces D 45-60	2,00
205402	KSP 12	Brace retainer	ER 4-125-300	Braces D 45-60	3,00
202168	BF 4-100S	Mounting base	ER 4-100S	Fixing on the floor	5,00
202170	BF 4-300	Mounting base	ER 4-125-300	Fixing on the floor	5,80
205420	KSA 22	Support connector	ER 4-125-300	Fixing on profiles	7,00

Tray roller supports

Cable roller holder for guide rollers ER 4-100-250 and clamps for tray wall of 15 mm. Clamps for other walls are available.

Code	Type	Suitable for	Length	kg
278770	PRH 4-715	ER 4-100-250	700	5,00



Cable guide rollers

Cable guide roller, 4 high wattage-rollers of thick wall steel with ball bearings. Opening in all positions. Steel construction galvanized.

Code	Type	Roller-D	Mat.	Pass	SWL	L/W/H mm	kg
202200	ES 4-100	60	Steel	max. 100	1500 kg	300x150x265	17,50

Cable corner rollers

Cable corner roller with 2 vertical and 1 horizontal steel or alu roller with ball bearings. Steel tube galvanized or alu construction. These corner rollers can be connected in any quantity to form a correct curve according to the bending radius of the cable. Please open the drawing pdf here on the left.

Code	Type	Roller-D	Mat.	Cable-D	SWL	L/W/H mm	kg
202600	ERS 3	120/76/145	Steel	to 100	400 kg	620x310x280	12,00
202620	ERA 3	125/60/146	Alu	to 100	400 kg	620x310x280	11,90

Cable corner rollers

Cable corner roller with 2 vertical and 1 horizontal steel roller with ball bearings. Sheet steel construction galvanized. These corner rollers can be connected in any quantity to form a correct curve according to the bending radius of the cable.

Code	Type	Roller-D	Mat.	Cable-D	SWL	L/W/H mm	kg
202624	ERQ 3	120/76/185	Steel	to 100	300 kg	450x330x300	16,00



Cable corner rollers

Cable corner rollers high-wattage steel tube construction for heavy high voltage cables. With 2 vertical and 1 horizontal steel roller with ball bearings. This special rocker construction allows an absolute equal radial load to the cable in any corner situation. These corner rollers can be connected in any quantity to form a correct curve according to the bending radius of the cable. Please open the drawing pdf here on the left.

Code	Type	Roller-D	Mat.	Cable-D	SWL	L/W/H mm	kg
202660	EWS 3-110	80/216	Steel	110	800 kg	450x390x340	23,50
202670	EWS 3-170	80/216	Steel	170	800 kg	470x450x400	29,80

Fixing nails

Fixing nails steel galvanized for fixing of all cable rollers and cable corner rollers to the ground. For best and safe fixing nails of a length of 100 cm are recommended.

Code	Type	Steel-D	Length	kg
205730	BN 70	16	70 cm	1,10
205740	BN 100	16	100 cm	1,58



Cable corner rollers

Cable corner and shaft entrance roller, 45°, 3 rollers. Bending radius 700 mm. Steel construction galvanized. Universal roller type e.g. for horizontal or vertical cable diversion. Select this roller either with steel or with alu-rollers, see table below.

Code	Type	Roller-D / Mat.	Rad.	C-D	SWL	L/W/H mm	kg
202760	SE 3-45S	120/76/145, Steel	700	100	500 kg	530x430x230	14,40
202750	SE 3-45A	125/60/146, Alu	700	100	500 kg	530x430x230	14,20

Cable corner rollers

Cable corner and shaft entrance roller, 90°, 3 rollers. Bending radius 700 mm. Steel construction galvanized. Universal roller type e.g. for horizontal or vertical cable diversion. Select this roller either with steel or with alu-rollers, see table below.

Code	Type	Roller-D / Mat.	Rad.	C-D	SWL	L/W/H mm	kg
202820	SE 6-90S	120/76/145, Steel	700	100	500 kg	750x750x230	24,60
202810	SE 6-90A	125/60/146, Alu	700	100	500 kg	750x750x230	24,20

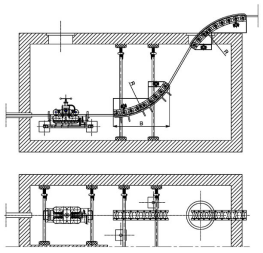

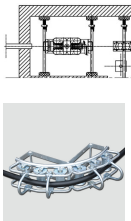

Cable deviation device

Cable deviation devices for big cable bending radius. Especially for big high voltage cables. Steel construction galvanized. Suitable for many applications, e.g. in shafts, channels or as shaft entrance rollers. See pdf drawings on the left, examples of complete deviation steel construction in cable shafts.

- For a complete cable deviation construction can be used:
- 205.180-205.260, high stressable canal braces in length from 0,80 - 3,00 m
- 205.340, brace connector for cross-connection of two canal braces tubes of diam. 48-60.
- 205.630, brace hinge for fixing any brace to nay angular concrete shaft wall.
- 202.848, locking tube bow for fitting or retrofitting on deviation rollers SE 3 to SE 9 securing the cable.

Code	Type	Roller-D / Mat.	Rad.	C-D	SWL	L/W/H mm	kg
202840	SE 6-90S	120/76/145, Steel	1100	100	500 kg	-	25,20
202842	SE 8-90S	120/76/145, Steel	1500	100	800 kg	-	41,00



Locking tube bow

Locking tube bow for fitting and retrofitting on cable deviation devices SE 3-9, securing pulling rope and the cable while winch tension release. 4 of them are necessary for 1 bow. Can be mounted and dismounted by hand without any tool.

Code	Type	Suitable for	kg
202848	VSB 3-90	to all cable deviation devices SE 3 to SE 9	0,50



Cable diversion rollers

Cable diversion roller 45°, with 3 rollers of steel or alu. Steel construction galvanized. Two or more of them can be coupled. Select this roller either with steel or with alu-rollers, see table below. On the rear side there are 2 clamps for fixing the equipment on a channel brace for cable diversions in manholes. Order braces separately acc. to needed length, see further below.

Code	Type	Roller-D / Mat.	Rad.	C-D	SWL	L/W/H mm	kg
202851	KUG 3-45S	120/76/145, Steel	700	100	500 kg	600x350x230	12,20
202850	KUG 3-45A	125/60/146, Alu	700	100	500 kg	600x350x230	12,00



Cable lead-in rollers

Cable lead-in roller 45° with 3 or 4 rollers of alu or steel. These rollers with a cable lead-in tube can be fixed directly into the tube and be hold by a canal brace. Lead-in tube and brace to ordered separately. Select this roller either with steel or with alu-rollers, see table below. Order braces separately acc. to needed length, see further below. Order also cable lead-in tubes acc. to duct diam. separately, see code 209.560-209.620.

Code	Type	Roller-D / Mat.	Rad.	C-D	SWL	L/W/H mm	kg
202911	KEG 3-45S	120/76/145, Steel	700	100	500 kg	600x350x230	14,50
202910	KEG 3-45A	125/60/146, Alu	700	100	500 kg	600x350x230	14,30
202951	KEG 4-45S	120/76/145, Steel	1100	100	500 kg	800x300x230	21,10
202950	KEG 4-45A	120/76/145, Alu	1100	100	500 kg	800x300x230	20,90



Cable lead-in tubes

Cable lead-in tube to be mounted on the cable lead in rollers KEG 3-45 and KEG 4-45, for protection of the plastic conduit. Hinged with clamp for safe fit in the conduit, sheet steel galvanized.

Code	Type	D-ID	Insertion-L	kg
209560	KTL 80	77-82	180	2,10
209580	KTL 100	97-104	180	2,60
209600	KTL 120	115-124	180	2,80
209620	KTL 150	147-154	180	4,40



Cable guide rollers

Cable guide rollers for under or over passing of obstacles. Steel-roller with ball bearings D 100/150 mm for heavy loads. Without braces, roller length see table below.

Code	Type	Roller-D	Mat.	C-D	SWL	LO/LI mm	kg
203150	LR 20	100	Steel	unlimited	500 kg	320/210	8,60
203190	LR 40	100	Steel	unlimited	500 kg	420/310	10,70



Cable protection roller

Cable protection roller, 1 steel roller with spindle extendable 350-500 mm. Steel galvanized. Dimension see table below.

Code	Type	Roller-D	Mat.	Extendable	SWL	L/W/H mm	kg
203250	KSR 200	60/200	Steel	400-550	100 kg	400x200x200	6,00



Cable brace roller

Cable guide roller for under or over passing of obstacles. 1 alu-roller without canal brace, accessory. Roller dimension see table below.

Canal braces see 205.160-205.240

Code	Type	Roller-D	Mat.	C-D	SWL	L/W/H mm	kg
203300	KSR 1A	125/60/146	Alu	to 100	100 kg	150x150x180	2,70



Cable brace roller

Cable guide roller for under or over passing of obstacles. 1 heavy alu-roller for cables up to D 100 mm, without canal brace, accessory. Roller dimension see table below.

Canal braces see 205.160-205.240

Code	Type	Roller-D	Mat.	C-D	SWL	L/W/H mm	kg
203500	ZR 220	220/100/140	Alu	to 100	300 kg	150x150x180	7,60



Edge roller

Edge roller, alu-roller with ball bearings for walls and manhole edges, for cable-D 100 mm.

Code	Type	Roller-D	Mat.	C-D	SWL	L/W/H mm	kg
203640	ZRB 220	220/100/140	Alu	to 100	300 kg	540x300x340	15,90

Cable bundle stand

Bundle stand, triangle changeable up or downgrade, on tripod with height adjustment, steel construction galvanized.

Code	Type	Roller-D	Mat.	SWL	L/W/H mm	kg
203910	BNB 3	42x320	Steel	200 kg	900x900x1300	13,20

Canal braces

Canal braces of steel tubes extendable. Type KS 4-6 is galvanized, types KS 6-10-17-30 are powder coated black.

Code	Type	D-OD	Length	kg
205160	KS 4-6	60	40-60 cm	6,20
205180	KS 6-10	60	60-100 cm	8,50
205200	KS 8-13	60	80-130 cm	10,00
205220	KS 10-17	60	100-170 cm	11,50
205240	KS 14-24	60	140-240 cm	15,50
205260	KS 17-30	60	170-300 cm	19,80



Brace connector

Brace connector for cross-connection of 2 canal braces or tubes. Steel galvanized.

Code	Type	For D-D	kg
205340	SPV 45-60	45-60	2,65

Brace hinge

Brace hinge for fixing of any braces to any angular concrete shaft wall, galvanized.

Code	Type	Suitable for	kg
205630	KSS 6-300	all braces KS 4-6 to KS 17-30	2,00

Cable roller bow

Cable roller bow mainly used in sea cable laying. Steel construction galvanized. Pulleys of high wattage Polyamide plastic with ball bearings also of stainless steel. Dimension: L/W/H 3500x400x2550 mm.

Code	Type	Pulley-D	Rad.	C-D	SWL	kg
202849	SE 12-180	200/100x160/146	1560	125	4800 kg	245,00

Double tandem pulleys

Double tandem pulleys, steel construction galvanized. Four high wattage Polyamide pulleys with ball bearings. Mainly used in sea cable laying. The device adapt automatically to each pulling angle. The double rocker construction allows big bending radius. See pdf-drawing on the left. SWL = safe working load

Code	Type	Pull-OD/ID	Groove	R. 45°	SWL	L/W/H mm	kg
510243	LKT 200P	200/100	D 125	2000	150 kN	1800x250x800	182,00
510245	LKT 202P	200/100	D 125	2000	300 kN	1800x250x800	198,00
510340	LKT 300P	300/120	D 230	2800	150 kN	2500x400x850	251,00

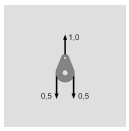

Steel snatch blocks

Steel snatch blocks, steel pulleys with friction bearing, swivelling hook. For diversion of pulling ropes and for mounting works on poles. Please pay attention to the max. allowed lifting load.

- The lifting load must not be higher than 1/2 of the hook load
- Please pay attention to the left-hand symbol

Code	Type	Pulley-D	Groove	Hook load	SWL	Dimension	kg
548240	DSR 10	85/105	D 7	1000 kg	500 kg	305x110x25	3,30
548243	DSR 20	150/190	D 13	2000 kg	1000 kg	425x200x30	8,90
548246	DSR 30	180/220	D 15	3200 kg	1600 kg	496x230x40	15,50
548249	DSR 60	210/260	D 18	6400 kg	3200 kg	655x280x50	26,50

Cover lifter

Cover lifter with triangular handle for light shaft covers, steel construction galvanized. Two required.

Code	Type	Dimension	kg
207110	DHZ 10	480x400x54	3,76

Cover lifter

Cover lifter with spindle for heavy and blocked shaft covers. Please select the height of 540 mm or 700 mm. Steel construction galvanized. Two required

Code	Type	Height	Handle	Width	kg
207120	DHZ 20	540	400	134	6,00
207125	DHZ 27	700	400	134	6,90

Cover lifter

Cover lifter mobile, capacity 600 kg for lifting and transporting away of heaviest shaft covers. High lifting capacity and stroke. Steel construction galvanized. Two required.

Code	Type	Lift each/pair	Lift height	L/W/H mm	kg
207210	DHF 06	600/1200 kg	200	470x350x570	16,00



Shaft edge rollers

Shaft edge rollers for protection of the pulling winch ropes. Steel construction galvanized. High-wattage steel roller with friction bearings.

Code	Type	Roller-D	Type	SWL	L/W/H mm	kg
202700	SKS 1	200/120/90	fix	1000 kg	250x250x250	12,70
202710	SKD 1	200/120/90	swivelling	1000 kg	250x250x250	13,80



Shaft edge rollers

Cable corner and shaft entrance roller, 45°, 3 rollers. Bending radius 700 mm. Steel construction galvanized. Universal roller type e.g. for horizontal or vertical cable diversion. Select this roller either with steel or with alu-rollers, see table below.

Code	Type	Roller-D / Mat.	Rad.	C-D	SWL	L/W/H mm	kg
202760	SE 3-45S	120/76/145, Steel	700	100	500 kg	530x430x230	14,40
202750	SE 3-45A	125/60/146, Alu	700	100	500 kg	530x430x230	14,20

Shaft edge rollers

Cable corner and shaft entrance roller, 90°, 3 rollers. Bending radius 700 mm. Steel construction galvanized. Universal roller type e.g. for horizontal or vertical cable diversion. Select this roller either with steel or with alu-rollers, see table below.

Code	Type	Roller-D / Mat.	Rad.	C-D	SWL	L/W/H mm	kg
202820	SE 6-90S	120/76/145, Steel	700	100	500 kg	750x750x230	24,60
202810	SE 6-90A	125/60/146, Alu	700	100	500 kg	750x750x230	24,20

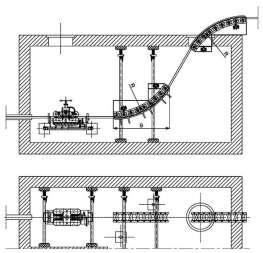



Cable deviation device

Cable deviation devices for big cable bending radius. Especially for big high voltage cables. Steel construction galvanized. Suitable for many applications, e.g. in shafts, channels or as shaft entrance rollers. See pdf drawings on the left, examples of complete deviation steel construction in cable shafts.

- For a complete cable deviation construction can be used:
- 205.180-205.260, high stressable canal braces in length from 0,80 - 3,00 m
- 205.340, brace connector for cross-connection of two canal braces tubes of diam. 48-60.
- 205.630, brace hinge for fixing any brace to nay angular concrete shaft wall.
- 202.848, locking tube bow for fitting or retrofitting on deviation rollers SE 3 to SE 9 securing the cable.

Code	Type	Roller-D / Mat.	Rad.	C-D	SWL	L/W/H mm	kg
202840	SE 6-90S	120/76/145, Steel	1100	100	500 kg	-	25,20
202842	SE 8-90S	120/76/145, Steel	1500	100	800 kg	-	41,00



Locking tube bow

Locking tube bow for fitting and retrofitting on cable deviation devices SE 3-9, securing pulling rope and the cable while winch tension release. 4 of them are necessary for 1 bow. Can be mounted and dismounted by hand without any tool.

Code	Type	Suitable for	kg
202848	VSB 3-90	to all cable deviation devices SE 3 to SE 9	0,50

Cable lead-in roller

Cable lead-in roller for protection of the cable and the duct. With steel tubes galvanized with fixing clamp to the duct.

Code	Type	D-ID	Tube-L	Roller-D	kg
274420	LER 22/1	22	240	80/30x38/50	0,60
274430	LER 25/1	25	240	80/30x38/50	0,70
274440	LER 28/1	28	240	80/30x38/50	0,70
274470	LER 35/1	35	240	80/30x38/50	0,82
274490	LER 40/1	40	240	80/30x38/50	0,80
274530	LER 54/1	54	240	80/30x38/50	0,90
274580	LER 74/1	74	240	80/30x38/50	1,20

Cable lead-in tubes

Cable lead-in tube for protection of the plastic conduit. Hinged with clamp for safe fit in the conduit, sheet steel galvanized.

Code	Type	D-ID	Insertion-L	kg
209340	KET 60	55-62	-	1,50
209360	KET 70	64-72	180	1,40

209370	KET 75	72-77	180	1,40
209380	KET 80	77-82	180	1,90
209400	KET 90	89-95	180	1,95
209420	KET 100	97-104	180	2,40
209460	KET 120	115-124	180	2,60
209470	KET 130	128-136	180	3,00
209490	KET 140	135-144	180	3,50
209520	KET 150	142-152	180	5,20
209525	KET 170	160-175	180	5,70
209528	KET 180	170-185	180	5,70
209530	KET 190	180-195	180	5,80
209535	KET 200	195-210	180	6,00

Rope lead-in tubes

Rope lead-in-tube with 1 steel roller for protection of the pulling rope and the conduit. Hinged with clamp for safe fit in the tube. Sheet construction galvanized.

Code	Type	D-ID	Steel rollers	Insertion-L	kg
209640	SET 60	55-62	90/50x100	180	3,90
209650	SET 70	64-72	90/50x100	180	3,91
209655	SET 75	71-75	90/50x100	180	4,45
209660	SET 80	77-82	90/50x100	180	4,70
209670	SET 90	90-95	90/50x100	180	4,80
209680	SET 100	97-104	90/50x100	180	5,10
209700	SET 120	115-124	90/50x100	180	5,50
209720	SET 130	128-136	90/50x100	180	6,00
209730	SET 140	135-144	90/50x100	180	5,81
209740	SET 150	147-154	125/60x145	180	8,50
209745	SET 180	170-185	125/60x145	180	10,60
209750	SET 190	180-195	125/60x145	180	10,30
209760	SET 200	195-210	125/60x145	180	10,60

Rope lead-in tubes

Cable lead-in-tube with rollers of for protection of the cable and the conduit. Hinged with clamp for safe fit in the tube. 4 steel rollers D 42 mm, galvanized.

Code	Type	D-ID	Insertion-L	kg
209786	KEK 50	45-50	180	2,70
209792	KEK 75	69-74	180	3,50
209802	KEK 80	77-82	180	3,60
209810	KEK 90	90-95	180	4,20
209820	KEK 100	97-104	180	4,60
209840	KEK 120	115-124	180	5,30
209850	KEK 130	128-136	180	6,00

209860	KEK 140	135-144	180	6,43
209880	KEK 150	147-154	180	8,00
209890	KEK 160	155-165	180	8,20
209910	KEK 180	170-185	180	8,50
209920	KEK 190	180-195	180	8,50
209930	KEK 200	195-210	180	8,80

Leading-in funnel

Cable leading-in funnel, flexible metal hose for introducing all kind of cables into ducts in any position. Two mounted steel ropes lengthwise avoid damaging the flexible hose. During introducing of the cable the cables can be lubricated automatically and evenly on their whole length. Steel galvanized. These funnels can be supplied in different diameters and lengths.

Code	Type	For D-ID	Length	Safety	kg
273050	MET 69/40	69-72	4,00 m	2 steel ropes	10,40
273100	MET 98/18	98-100	1,80 m	2 steel ropes	8,80
273108	MET 98/40	98-100	4,00 m	2 steel ropes	12,90

Protective cable bows

Protective cable bow smooth model, steel sheet galvanized

Code	Type	D-ID	kg
209100	KSB 10	100	1,90

Protective cable bows

Protective cable bow with handle and stop, steel sheet galvanized

Code	Type	D-ID	kg
209180	KSB 30	100	2,30

Protective cable bows

Protective cable bow two pcs. with snout, steel sheet galvanized

Code	Type	D-ID	kg
209220	KSB 40	100	3,50

Protective cable bows

Protective cable bow for cable shaft edges, steel sheet galvanized

Code	Type	Up to C-D	kg
209140	KSB 20	100	4,70



Protective cable bows

Protective bow for pulling-in multiple ducts, steel sheet galv.

Code	Type	For multiple ducts-D	Width	kg
209230	RSB 200	2x35+2x28	200	7,00

Cable cutters open

Cable cutters with ratchet, open type, for insulated AL- and CU-cables.

Code	Type	C-D to	Length	kg
255980	KTO 25	25	240	0,94
256200	KTO 36	36	320	1,36

Cable cutters closed

Cable cutters with ratchet, closed type with swing blades, very compact, for insulated AL- and CU-cables.

Code	Type	C-D to	Length	kg
256220	KTG 34	34	220	0,75
256230	KTG 42	42	260	1,03
256240	KTG 52	52	290	1,20



Cable cutters closed

Single handed cable cutters with ratchet, closed type with swing blades, for insulated AL- and CU-cables.

Code	Type	C-D to	Length	kg
256360	SC 40	40	240	0,70
256370	SC 55	55	310	1,50

Cable cutters closed

Cable cutters with ratchet, closed type with swing blades, very compact, for insulated AL- and CU-cables.

Code	Type	C-D to	Length	kg
256260	KTG 62	62	400	1,70
256280	KTG 80	80	530	3,00

Cable cutters

Cable cutters for insulated AL- and CU-cables

Code	Type	Cable to	Opening	Handle	Length	kg
255200	HK 101/1	150 mm²	26	Steel	570	1,80
255210	HKI 201/1	150 mm²	26	insulated	570	2,20
255300	HK 101/2	400 mm²	40	Steel	950	3,70

Accu-hydraulic cable cutters

Battery operated hydraulic cable cutter. Design depending on the size with open or closed cutter. Light and compact structure for cutting Cu and Al cables. Cutting head rotating 360°. High speed feed with double hydraulic cylinder. High capacity Lithium-Ionic battery 18V/5Ah. Approximately 100-120 cuts per charge, depending on the cable. Variable speed for positioning of the tool.

ASL 25??"ASL 85 supplied in plastic cases, ASL 95-ASL 120-2 supplied in nylon bag

- Ergonomic design for right and left hander for fatigue-proof working.
- 2 years of guaranty respectively 20.000 cycles.
- Assembly: cutter with battery 18V/5Ah, battery charger and carrying bag.
- Armour Yes means cutting of cables with light steel sheet armour.

Code	Type	Cable to	Cutter	Force	Cable	Armour	kg
257290	ASL 25	D 25	closed	60 kN	Cu/Al/ACSR	Yes	4,20
257300	ASL 45	D 45	closed	60 kN	Cu/Al/ACSR	Yes	5,40
257310	ASL 50	D 50	closed	60 kN	Cu/Al	No	4,90
257320	ASL 65	D 65	open	45 kN	Cu/Al	No	7,40
257330	ASL 85	D 85	closed	70 kN	Cu/Al	No	6,50
257340	ASL 95	D 95	open	65 kN	Cu/Al	No	9,10
257350	ASL 120-2	D 120	open	60 kN	Cu/Al	No	9,50
025732106	Accu 18V	for all	cutters	18V/5Ah	---	---	1,40

Hydraulic cable cutters with foot-pump

Hydraulic cable cutters with foot-pump. Designed to cut aluminium and copper cables up to a diameter of the selected cutting head, cutting steel armour see table below.

Set existing of cutting head open or closed cutter, with foot-pump, operating pressure 700 bar. Compact dimension and low weight. Fast feeds by means of a double hydraulic cylinder (V1=28,6 cm³; V2=2,0 cm³/stroke)

- Pressure control gauge tank volume 760 ml.
- Manual return in case of need in any position possible.
- Assembly: cutting head, foot-pump, single in plastic cases.
- Without hose, please select length and order hose separately, see table below.
- Armour Yes means cutting of cables with light steel sheet armour.

Code	Type	Cable to	Cutter	Force	Cable	Armour	kg
257600	FPS 85	D 85	closed	70 kN	Cu/Al	No	17,60
257605	FPS 95	D 95	open	65 kN	Cu/Al	No	20,50
257610	FPS 120	D 120	closed	135 kN	Cu/Al	No	29,00
257620	FPS 120-2	D 120	open	60 kN	Cu/Al	No	23,20
257823	SCHA 3	Hose 3 m	---	---	---	---	1,50
257825	SCHA 5	Hose 5 m	---	---	---	---	6,00

Hydraulic cable cutters with accu-pump

Hydraulic cable cutters with accu-hydraulic pump. Designed to cut aluminium and copper cables up to a diameter of the selected cutting head, cutting steel armour see table below.

Set existing of cutting head open or closed cutter, with accu-hydraulic pump, operating pressure 700 bar. Compact dimension and low weight. Fast feeds by means of a double hydraulic cylinder.

- Accu-hydraulic-pump 700 bar, 18V/3.0 Ah, approx. 80-120 cuts, charging time approx. 60 min.
- Pressure control gauge for max. Cutting force, tank volume 1,18 l, and gettable 0,76 l.
- Two speeds feeds by means of a double hydraulic cylinder, remote cable control 1,50 m
- Assembly: cutting head, accu-pump with 1,50 m hose, single in plastic cases or bags.
- Armour Yes means cutting of cables with light steel sheet armour.

Code	Type	Cable to	Cutter	Force	Cable	Armour	kg
257645	APS 85	D 85	closed	70 kN	Cu/Al	No	8,60
257650	APS 95	D 95	open	65 kN	Cu/Al	No	11,50
257655	APS 120	D 120	closed	135 kN	Cu/Al	No	15,20
257658	APS 120-2	D 120	open	60 kN	Cu/Al	No	14,20
025732106	Accu 18V	for all	cutters	18V/5Ah	---	---	1,40
257823	SCHA 3	Hose 3 m	extension	---	---	---	1,50
257825	SCHA 5	Hose 5 m	extension	---	---	---	6,00

Safety cable cutting system with foot-pump

The insulated cable cutter is a device for safe cable cutting when the cable may be live and the absence of tension cannot be checked with complete safety. Such a check is particularly difficult in metallic screened cables. Therefore, before proceeding with any cutting operations, it is essential to take adequate measures to guarantee the operators safety. One of such measure is the use of an insulated cable cutter.

This device with GS-label and conforming to DIN EN 50340 (VDE 0682 part 661) is made up essentially of a foot pump and a cutting head to which a high pressure non-metallic hose of length 10.5 m is connected by a steady fitting. Before carrying out any work on grounding systems for voltages up to 60kV the absence of tension must be guaranteed for the entire duration of the operations.

- Light structure of the foot-pump. Operating pressure: 625 bar (62,5MPa), tank 1200 ml.
- Pressure control by pressure gauge, manual return in any position.
- Fast feed by means of a double hydraulic cylinder (V1=18,3 cm³; V2=2,0 cm³/stroke).
- Assembly: cutting head, foot-pump, non-metallic hose 10,5 m steady mounted.
- Plastic case with rollers containing the complete set.
- Armour Yes means cutting of cables with light steel sheet armour.

Code	Type	Cable to	Cutter	Force	Cable	Armour	kg
259660	SSF 85	D 85	closed	63 kN	Cu/Al	Yes	23,00
259670	SSF 95	D 95	open	58 kN	Cu/Al	No	26,00
259680	SSF 120	D 120	closed	90 kN	Cu/Al	Yes	26,00
259700	SSF 120-2	D 120	open	54 kN	Cu/Al	No	27,00

Safety cable cutting system with accu-pump

The insulated cable cutter is a device for safe cable cutting when the cable may be live and the absence of tension cannot be checked with complete safety. Such a check is particularly difficult in metallic screened cables. Therefore, before proceeding with any cutting operations, it is essential to take adequate measures to guarantee the operators safety. One of such measure is the use of an insulated cable cutter.

This device with GS-label and conforming to DIN EN 50340 (VDE 0682 part 661) is made up essentially of a foot pump and a cutting head to which a high pressure non-metallic hose of length 10.5 m is connected by a steady fitting. Before carrying out any work on grounding systems for voltages up to 60kV the absence of tension must be guaranteed for the entire duration of the operations.

- Accu-hydraulic-pump 625 bar, 18V/3.0 Ah, approx. 80-120 cuts, charging time approx. 60 min.
- Pressure control gauge for max. cutting force, tank volume 1,18l, and gettable 0,76l.
- Two speeds feeds by means of a double hydraulic cylinder, remote cable control 1,50 m.
- Assembly: cutting head, accu-pump, non-metallic hose 10,5 m steady mounted.
- Plastic case with rollers containing the complete set.
- Armour Yes means cutting of cables with light steel sheet armour.

Code	Type	Cable to	Cutter	Force	Cable	Armour	kg
259710	SSA 85	D 85	closed	63 kN	Cu/Al	Yes	24,50
259720	SSA 95	D 95	open	58 kN	Cu/Al	No	28,00
259730	SSA 120	D 120	closed	90 kN	Cu/Al	Yes	32,00
259740	SSA 120-2	D 120	open	54 kN	Cu/Al	No	32,00
025732106	Accu 18V	for all	cutters	18V/5Ah	---	---	1,40

Manual cable length measuring devices

Manual cable length measuring devices with counter up to 999,99 m. Accuracy ± 1,0 %, figure height 4 mm.

- Types HK .. only for cables, types HD .. S with hardened rollers also for steel ropes.
- KB 01 Calibration before delivery through Vetter is possible, but this is not a conformity assessment module F1.
- Red hand grip can be unscrewed to screw the device on any other machine.
- The accuracy refers to a cable length of min. 10 m.

Code	Type	C-D	St-rope	L/W/H mm	kg
262460	HK 11	3-21	no	300x150x70	1,30
262400	HD 11S	3-21	3-12	300x150x70	1,40
262470	HK 12	3-50	no	330x190x70	1,98
262410	HD 12S	3-50	3-22	330x190x70	2,00
262480	KB 01	Calibration	---	---	0,01

Manual cable length measuring devices

Manual cable and line length measuring devices with counter up to 9999,99 m. Accuracy ± 2,0 %. Figure height 7 mm. Laterally open for endless measuring of cables and conductors. Constant spring pressure and fine adjustment. Calibration and justification for this device is not possible due to the complexity.

Code	Type	C-D	St-rope	L/W/H mm	kg
262500	KDM 45L	5-45	5-20	290x150x120	2,30

Cable length measuring devices

Cable length measuring device, measuring wheel circumference of 500 mm, with counter up to 9999,99 m. Accuracy ± 1,0 %. Figure height 7 mm. Suitable for use in any positions, e.g. hanging on the cable, or as floor type. A spring ensures constant wheel pressure to cable. Calibration and justification for this device is not possible due to the complexity.

Code	Type	C-D	St-rope	L/W/H mm	kg
262530	KLM 110	25-110	no	275x325x425	13,00

Cable and wire length measuring machines, mechanical counter

Cable and wire length measuring machines with mechanical counter without data storage, for stationary applications. Very robust steel construction. Due to the big perimeter of 1 m, high accuracy of ± 0,5 %, accuracy class III, at temperatures of 5-40°C. May only be used for purely internal use, not for sales of cables.

Without conformity assessment. Conformity assessment procedure according to Module F1 is possible, which allows direct sales of cables.

- Types MZ ... only for insulated cables, types MZ ... S also for bare metal goods.
- The accuracy refers to a calibrated cable of a length of at least 10 m.
- Measuring machines for cable bigger than Ø 60 mm are available on request.

Code	Type	C-D	St-rope	L/W/H mm	kg
323730	MZ 20	1-20	no	360/280/400	16,00
323735	MZ 20S	1-20	1-8	360/280/400	16,00

323750	MZ 40	3-40	no	550/300/420	28,00
323755	MZ 40S	3-40	3-22	550/300/420	28,00
323770	MZ 60	10-60	no	700/360/600	54,00
323775	MZ 60S	10-60	6-32	700/360/600	54,00

Cable and wire length measuring machines with electronical counter

Cable and wire length measuring machines with electronic counter for mounting on all cable winding machines and for stationary use. For this the power supply device 323.110 is necessary. Mounted on a spooling machine the power supply comes from the machine. Very robust steel construction. Due to the big perimeter of 1 m high accuracy of ± 0,5 %, accuracy class III at temperature of 5-40°C.

With conformity assessment according to EU Directive 2014/32/EU, Annex MI-009, valid throughout Europe. Conformity assessment procedure with type examination according to module B and product test according to module F. Equipped as standard with 3.5 inch colour touch screen incl. electronic pre-selection counter.

- Types M ... only for insulated cables, types M ... S also for bare metal goods.
- The accuracy refers to a calibrated cable of a length of at least 5 m.
- Measuring machines for cable bigger than Ø 60 mm are available on request.
- Power supply given below is only necessary if measuring machines are used with external devices.

Code	Type	C-D	Wire	L/W/H mm	kg
323720	M 20	1-20	no	360/280/400	17,00
323725	M 20S	1-20	1-8	360/280/400	17,00
323740	M 40	3-40	no	550/300/420	28,00
323745	M 40S	3-40	3-22	550/300/420	28,00
323760	M 60	10-60	no	700/630/600	54,00
323765	M 60S	10-60	6-32	700/630/600	54,00
323110	Power unit	24/230 Volt	on M counter	110/110/90	1,00

Cable and wire length measuring machines with electronical counter

Cable and wire length measuring machines with electronic counter for mounting on all cable winding machines and for stationary use. For this the power supply device 323.110 is necessary. Mounted on a spooling machine the power supply comes from the machine. Very robust steel construction. Due to the big perimeter of 1 m high accuracy of ± 0,5 %, accuracy class III at temperature of 5-40°C.

Without conformity assessment according to EU Directive 2014/32/EU, Annex MI-009, marked as types MO. Subsequent conformity assessment according to Annex MI-009 is possible at any time. Equipped as standard with 3.5 inch colour touch screen incl. electronic pre-selection counter.

- Types MO ... only for insulated cables, types MO ... S also for bare metal goods.
- The accuracy refers to a calibrated cable of a length of at least 5 m.
- Measuring machines for cable bigger than Ø 60 mm are available on request.
- Power supply given below is only necessary if measuring machines are used with external devices.

Code	Type	C-D	Wire	L/W/H mm	kg
32372005	MO 20	1-20	no	360/280/400	17,00
32372505	MO 20S	1-20	1-8	360/280/400	17,00
32374005	MO 40	3-40	no	550/300/420	28,00
32374505	MO 40S	3-40	3-22	550/300/420	28,00

32376005	MO 60	10-60	no	700/630/600	54,00
32376505	MO 60S	10-60	6-32	700/630/600	54,00
323110	Power unit	24/230 Volt	on M counter	110/110/90	1,00



Roller bow

Roller bow for unwinding cables from drum of upper drum stands. For fitting at cable length measuring machines MZ or M. Steel rollers D 25 mm.

• Type RB 4090 and 6090 - 90° deviation for unwinding from upper drum stands, 15 steel rollers.

Code	Type	Suitable for	C-D	Pass	Bend	L/W/H mm	kg
322783	RB 4090	M/MZ 40	max. 40	45x45	90°	400x180x380	10,10
3227831	RBS 4090	M/MZ 40/40S	max. 40	45x45	90°	400x180x380	10,50
322781	RB 6090	M/MZ 60	max. 60	65x65	90°	450x200x500	30,50

Measuring machines delivered from 2017

Conformity assessment for M/MZ 20-60 S

Application of the new EU directive 2014/32/EU (MID) has become compulsory on 1 November 2016 and it has been implemented in German law in the Verification Act (MessEG) as well as the Verification Ordinance (MessEV). Apart from the correct measurement of lengths, the requirements for the recording, confirmability and traceability of the measurements have been tightened considerably. The main change is the demand for permanent and non-corruptible storage of all measurements.

Specifically, the legislator demands that information on each measurement be stored securely, permanently and unchangeably. Apart from the actual length, the date and time of the measurement as well as information about the measuring instrument used are of relevance. All of these data are to be identified by means of an unambiguous and unique identifier, the objective being to ensure continuous traceability of each measurement. This means that machines may only be brought onto the market if they meet these requirements and have been accepted by a conformity assessment body (e.g. German Physical and Technical Institute, PTB, or the verification office) by way of a conformity assessment. The successful assessment of the measuring instruments is confirmed by the declaration of conformity issued by the manufacturer (e.g. Vetter) and is valid throughout Europe.

For companies who wish to sell the cables to third parties in the normal course of business, this means that only length measuring instruments meeting these requirements may be procured in future. The purchaser of a measuring machine with declaration of conformity is obliged to register the measuring machine with the competent verification office (in Germany www.eichamt.de) immediately following the acquisition. Machines with a declaration of conformity from Vetter are deemed duly verified until expiry of the respective nationally regulated verification period. In Germany the rule is that validity of the conformity assessment is of two years. In retail sale the validity is unlimited as long as no seal is damaged or the maximum number of errors permitted in service is not exceeded. Divergent regulations may apply in other countries. These are obtainable from the applicable national laws.

On expiry of the conformity assessment for the above-mentioned reasons, the competent verification office must carry out a reverification. Before this reverification, examination, adjustment and calibration of the measuring machine by trained personnel is recommended.

Thanks to the EU type examination certificate issued by the Federal Institute of Metrology METAS in Switzerland, machines of the new M series from Vetter can be used throughout Europe, irrespective of whether for use as measuring instruments on coiling machines or as a stand-alone solution for individual use. They offer the demanded uniformity, security, transparency and confirmability for buyers and sellers of cables within the European Economic Area. At the same time, the modular concept of the new series also enables use in direct sales or purely internal use and thus rounds off the complete range of applications for cable length measurement.

The Vetter cable measuring machines from the M 20-M60S series correspond to accuracy class III (+/- 0.5 %) ac-cording to

EU Directive 2014/32/EU (MID) at temperatures of 5-40 °C with a minimum cable measuring length of 5 m for M machines and 10 m for MZ 20-M60S machines.

• KT 001 - Declaration for MZ-MZ/S, with mechanical counter, only for direct sales or purely internal use.
• KT 002 - Declaration for M-M/S, with electronical counter, for business use in absence of the buyer.

Code	Type	Module	For	kg
323700	KT 001	F1	MZ 20-MZ 60S	0,01
323705	KT 002	B+F	MZ 20-MZ 60S	0,01



Calibration of length measuring machines HK/HD/KDM/KLM/MZ

To confirm the testing of length measuring devices, HK/HD/KDM/KLM/MZ, according to ISO 9001 and other QM systems the calibration (KA 001) executed by Vetter is sufficient in most cases. On the other hand the calibration does not replace the EU conformity assessment whenever it comes to commercial sales of cables.

Code	Type	kg
323710	KA 001	0,01

Cable length measuring machine

Cable length measuring machine, very robust construction, measuring wheel circumference of 500 mm, with mechanical counter up to 9999,99 m. Accuracy ± 1,0 %. Figure height 7 mm.

Code	Type	C-D	St-rope	L/W/H mm	kg
262610	KLM 120	20-120	no	505/280/600	67,00

Rolling odometer

Rolling odometer, collapsible. Rubber tired wheel of a circumference of 1 m. Counter for 9999,99 m, high precision. Version with or without an official declaration of conformity (previously referred to as verification).

Code	Type	Wheel-D	Conformity	Counter acc.	kg
262250	RT 5930	318,5	yes	± 0,02 %	4,60
262254	RT 5920	318,5	no	± 0,05 %	3,90

Rail measuring device

Unit for measuring rails to mount on the a.m. rolling odometers.

Code	Type	Suitable for	kg
262270	RZ 5932	RT 5930+RT 5920	0,80

Case for odometers

Case of robust plastic for a.m. rolling odometers RT 5930 and RT 5920. Size 620x200x410 mm.

Code	Type	Suitable for	L/W/H mm	kg
262290	RK 5931	RT 5930+RT 5920	620x200x410	1,80

Cable jointer's tents

Cable jointer's tents gable shape, PVC-PSE coated texture, white, with window and flap. Red warning marks around the tent. Hardly inflammable. Included 1 packing sack. Please order chassis separately.

Tent inscriptions on a.m. tents optional available, can be made all around the tent. Letter height 150 mm, price per letter.

Code	Type	Size	Included	kg
271211	ZKF 200	2,00x2,00x2,00 m	1 Tent sack	8,00
271411	ZKF 250	2,50x2,50x1,90 m	1 Tent sack	11,00
271611	ZKF 300	3,00x2,50x1,90 m	1 Tent sack	18,00

Tent packing sack as spare part

Tent packing sack suitable for all sizes of the cable jointer's tents. Only as spare part as one sack is supplied with each tent.

Code	Type	Suitable for	As	kg
271690	ZP 2-3	ZKF 200-300	Spare part	0,40

Pegs and poles for tents

Pegs and poles for cable jointer's tents, collapsible, max. transporting length 1,20 m, steel galvanized. Packing sack as accessory, please order separately.

Code	Type	Suitable for	kg
271261	ZG 200	ZKF 200	16,00
271461	ZG 250	ZKF 250	18,00
271661	ZG 300	ZKF 300	20,00
271695	ZGP 300	Packing pack for cages	1,50

Cable splicer's tents, gable shape

Very light cable splicer tents in gable shape. PVC coated texture, hardly inflammable. White with red base part. Prints of logos, names and other accessories see table below.

- Very light, mounted and dismounted in seconds.
- Structure of high quality glass fibre rods and tent combined in one piece.
- Folded packed in a carrying bag.
- Especially suitable for splicing fibre optic cables.
- Front and rear opening for entrance

Code	Type	Dimension m	kg
271740	ZPK 180	1,80x1,70x1,65	9,00
271745	ZPK 250	2,50x2,00x1,90	13,50

Cable splicer's tents, house shape

Very light cable splicer tents in house shape. PVC coated texture, hardly inflammable. White with red base part. Prints of logos, names and other accessories see table below.

- Very light, mounted and dismounted in seconds.
- Structure of high quality glass fibre rods and tent combined in one piece.
- Folded packed in a carrying bag.
- Especially suitable for splicing fibre optic cables.

Code	Type	Dimension m	kg
271750	ZPA 180	1,80x1,80x2,00	13,50
271754	ZPA 210	2,10x2,10x2,00	15,00
271758	ZPA 250	2,50x2,50x2,00	18,50
271760	ZPA 300	3,00x3,00x2,15	25,00

Accessory without photo

Accessories for splicer's tents

Accessories for all above listed splicer's tents

Code	Type	Designation	kg
271764	RWS 130	Warning marks red/white all around the tents	0,01
271766	DRU 130	Inscriptions on tends, logos, names etc. per sq.m	0,01
271768	ABL 130	Anchoring cables with tent pegs, per tent	1,00
271769	ZUT 130	Additional door on the opposite side	0,01
271770	REF 130	Reflector lines around the tents.	0,01
271772	LUF 130	Windows of ventilation, set of 4 pcs	0,01

Umbrella for cable works

Umbrella for cable works decagonal. Canvas, colour olive, hardly inflammable. For safe fastening in the surface see holder below.

Code	Type	Umbrella-D	Canvas	kg
271780	KLS 200	2,00 m	8 parts	5,00
271810	KLS 250	2,50 m	10 parts	8,50

Umbrella holders

Holders for umbrellas for fixing in the ground, steel galvanized.

Code	Type	For umbrellas	D/length	kg
271860	KOS 250	KLS 200+KLS 250	48/40x600	2,60

Umbrella bag

Umbrella bag of PVC suitable for all umbrellas for cable works.

Code	Type	For umbrellas	kg
271900	KSU 250	KLS 200+KLS 250	1,00

Warning tapes

Warning tapes for cable lines, standard colour yellow, high extensible, 250 m per roll. For special colour or special prints the minimum quantity is 10 rolls.

Code	Type	Print	Width	Thickness	kg
265060	TDK 50	Telekom	50	0,15	2,90
265150	TSS 40	High voltage cable	40	0,15	1,50
265160	TKA 40	Cable	40	0,15	1,50
265490	TSO 40	With special print	40	0,15	1,50
265510	TSO 80	With special print	80	0,15	2,80
265530	TSO 100	With special print	100	0,15	3,50
265860	TAP 40	Cliché for special print	40	all	0,01
265861	TAP 100	Cliché for special print	100	all	0,01

Locating tapes

Locating tapes, standard colour yellow, 250 m per roll, standard width 40 mm, other width available. In the tape integrated are 2 stainless steel wires D 0,5 mm for location. For special colour or special prints the minimum quantity is 10 rolls.

Code	Type	Print	Width	Thickness	kg
265610	TOB 40	With special print	40	0,15	2,30
265860	TAP 40	Cliché for special print	40	all	0,01
265861	TAP 100	Cliché for special print	100	all	0,01

Warning tape dispenser

Warning tape dispenser, light steel construction galvanized. Suitable for all tapes.

Code	Type	For tape width	Roller-D	kg
265890	TWA 100	to 100	to 400	2,00